

Foundation Programme
in Literacy, Numeracy and Skills
(FPLNS)

现代汉语
MODERN CHINESE

GRADE 8

Student's Workbook

Theme 5: Music and Entertainment
Domestic and Wild Animals

MAHATMA GANDHI INSTITUTE
under the aegis of
MINISTRY OF EDUCATION AND HUMAN RESOURCE
Republic of Mauritius

2026



Table of content

Guide to Educators.....	ii
Activity 1: Listen and repeat.....	1
Activity 2: Identify the names.....	2
Activity 3: Copy the words.....	4
Activity 4: Matching.....	5
Activity 5: Spell and practise.....	6
Activity 6: Fill in the blanks	7
Activity 7: Picture labelling.....	8
Activity 8: Identify the emotions.....	10
Activity 9: Guess the emotions.....	11
Activity 10: Read the sentences.....	12
Activity 11: Paste the photo.....	13
Activity 12: Rearrange the words.....	14
Activity 13: Choose an activity and perform it.....	15

Guide to Educators

Learning Outcomes

- Recognise words related to music and entertainment.
- Use appropriate adjectives to describe the emotions.
- Read words with the correct pronunciation.
- Appreciate diverse musical styles in the local context.
- Write simple sentences using appropriate words.
- Engage in creative expression through performances.

Activities

- Listen and repeat.
- Identify the names.
- Copy the words.
- Matching.
- Spell and practise.
- Fill in the blanks.
- Picture labelling.
- Identify the emotions.
- Guess the emotions.
- Read the sentences.
- Paste the photo.
- Rearrange the words.
- Choose an activity and perform it.

Additional Resources

- Flashcards with images.
- Worksheets (matching, labelling, jumbled sentences).
- Song/audio.
- Simple musical instruments or props for role-play.

Other Proposed Activities

- Act it out.
- Emotions sorting game.
- Listen and identify short sounds/clips.

Portfolio Assessment

- Skills-based assessments.

Activity 1: Listen and repeat.

Listening and Reading Activities:

- The Educator reads the lyrics aloud.
- The students listen and repeat.

《乐器》

弹弹弹弹

弹弹弹弹弹 钢琴

拉拉拉拉

拉拉拉拉拉 小提琴

吹吹吹吹

吹吹吹吹吹 小号

打打打打

打打打打打 架子鼓

我们一起演奏吧 耶

嘟嘟嘟嘟

嘟嘟嘟嘟嘟 笛子

拨拨拨拨

拨拨拨拨拨 吉他

摇摇摇摇

摇摇摇摇摇 铃鼓

叮叮叮叮

叮叮叮叮叮

三角铁

我们一起演奏吧 耶

《Yuèqì》

Tán tán tán tán

tán tán tán tán tán gāngqín

Lā lā lā lā

lā lā lā lā lā xiǎotíqín

Chuī chuī chuī chuī

chuī chuī chuī chuī chuī xiǎohào

Dǎ dǎ dǎ dǎ

dǎ dǎ dǎ dǎ dǎ jiàzigǔ

Wǒmen yīqǐ yǎnzòu ba ye

Dū dū dū dū

dū dū dū dū dū dízi

Bō bō bō bō

bō bō bō bō bō jítā

Yáo yáo yáo yáo

yáo yáo yáo yáo yáo língǔ

Dīng dīng dīng dīng

dīng dīng dīng dīng dīng

sānjiǎotiě

Wǒmen yīqǐ yǎnzòu ba ye

The Educator may access the audio-visual version of the above song through this link:

<https://youtu.be/X0dbv6pnDbk?si=f1iW9-MZQmmvbMSb>

Activity 2: Identify the names.

Listening and Reading Activities:

- The Educator reads the list of words.
- The students listen and read the words.



周杰伦



gēshǒu
歌手

成龙



yǎnyuán
演员

杨丽萍



wǔdǎojiā
舞蹈家

郎朗




yīnyuèjiā
音乐家

Activity 3: Copy the words.

Reading and Writing Activities:

- The Educator asks the students to read the words.
- The students copy each word and read again.



歌	手								



演	员								



舞	蹈	家							



音	乐	家							

Activity 4: Matching.

Listening and Reading Activities:

- The Educator reads the words aloud.
- The students listen and repeat after the Educator, and then match the words with the corresponding pictures.



wǔdǎojiā
舞蹈家



yīnyuèjiā
音乐家



gēshǒu
歌手



yǎnyuán
演员

Activity 5: Spell and practise.

Reading Activity:

The Educator:

- spells the Pinyin and asks the students to repeat.
- pays attention to the pronunciation and corrects accordingly.

The students spell and practise repeatedly.



d-í → dǐ

dǐ zǐ

笛子



èr h-ú → hú

èr hú

二胡



g-ǔ → gǔ

gǔ

鼓



j-í → jí

t-ā → tā

jí tā

吉他



g-ē → gē

sh-ǒu → shǒu

gē shǒu

歌手

Activity 6: Fill in the blanks.

Writing and Reading Activities:

The students:

- choose the missing Pinyin from the brackets and fill in the blanks.
- read the words.



d.....zi (ā, í, ǒ)



g..... (é, ù, ǔ)



y.....yuán (ǎn, īn, én)



yīnyuèj..... (iǎ, iā, ié)



w.....dǎojiā (ē, ǔ, à)

Activity 7: Picture labelling.

Reading Activity:

The students cut the following words and paste them next to the appropriate pictures.



xiǎotíqín
小提琴



gāngqín
钢琴




dízi
笛子



èrhú
二胡



jítā
吉他



Activity 8: Identify the emotions.

Listening and Reading Activities:

- The Educator reads the different emotions corresponding to the pictures.
- The students listen and repeat several times.



kuàilè
快乐



nánguò
难过



shēngqì
生气



kū
哭



hàipà
害怕

Activity 9: Guess the emotions.

Speaking Activity:

- The Educator shows an emoji and asks the students to guess the appropriate emotion orally.
 - The students circle the correct emotion.
- The activity is repeated for all the emojis.



(难过、快乐、生气)



(快乐、生气、难过)



(生气、快乐、哭)



(哭、害怕、快乐)



(快乐、生气、害怕)

Activity 10: Read the sentences.

Listening and Reading Activities:

- The Educator reads the sentences aloud.
- The students listen and read the sentences under the guidance of the Educator.

我是歌手。

他是一个好演员。

我们听音乐。

他们喜欢这首歌。

舞蹈家快乐地跳舞。

Activity 11: Paste the photo.


Speaking Activity:

The Educator:

- guides the students to search for, cut and paste the picture of his/her favourite Chinese actor/actress or singer.
- asks the students the questions provided below.

请回答下列问题:

1. 这位演员/歌手的名字是什么?
2. 这位演员/歌手是哪国人?
3. 为什么他/她是你最喜欢的演员/歌手?
4. 他/她参演过哪部电影? 或演唱过哪首歌?
5. 唱一首你最喜欢的中文歌。



Activity 12: Rearrange the words.

Reading and Writing Activities:

The Educator asks the students to read the words.

The students:

- rearrange the words to form meaningful sentences under the guidance of the Educator.
- read the sentences repeatedly.

1. 音乐、听、我们

..... ○

2. 快乐地、跳舞、舞蹈家

..... ○

3. 歌手、是、一个、我

..... ○

4. 演员、一位、是、他

..... ○

5. 很、这首、爱、他们、歌

..... ○

Activity 13: Choose an activity and perform it.

Speaking Activity:

- The Educator asks the students to choose one speaking activity from the list provided.
- Each student (or pair/group, depending on your class setup) will perform their chosen activity in front of the class or in smaller groups.
- The Educator encourages active listening and if appropriate peer feedback.

1. 演唱一首中文歌。
2. 分角色表演一段中文情景短剧。
3. 为学校音乐节庆祝活动绘制海报并进行介绍。